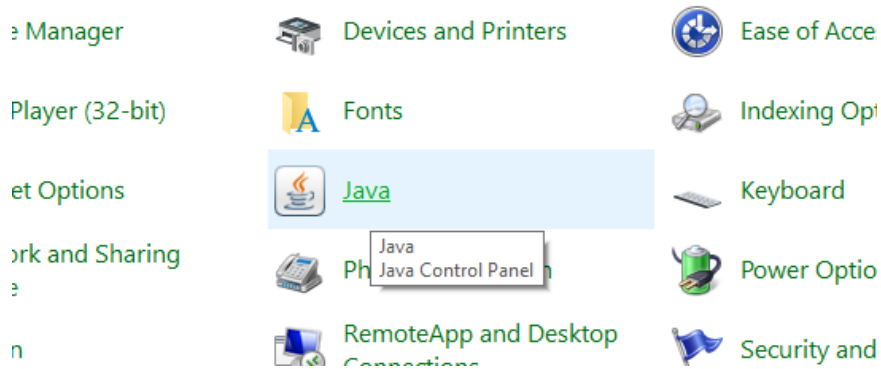


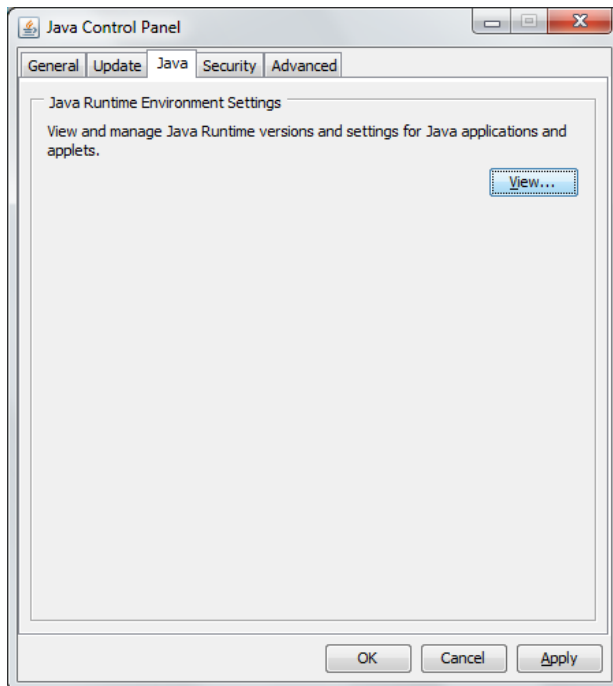
ASYCUDA WORLD

Increasing Java Heap Memory to Improve Performance

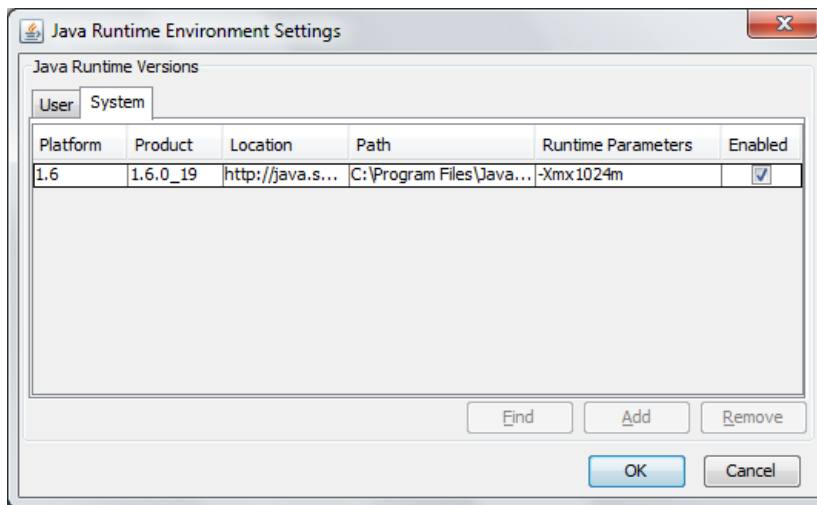
1. Locate the **JAVA APP** in Control Panel and open.



2. Switch to the “**Java Tab**” and click the view button.



- In the Runtime Parameters text box enter -Xmx#m where # is replaced by a number following the guidelines below:



The following settings are based on the available memory on your computer.

System Memory (RAM)	Setting Value	EG
512 MB	256	-Xmx256m
1GB	512	-Xmx512m
2GB	1024	-Xmx1024m
>4GB	2048	Xmx1024m

- Click “OK” setting the parameters value.

Please enter the value exactly as shown in the examples

- Restart your computer to apply the settings.